

Unit (1): Living Organisms

Lesson 1: Living things:

Lesson Contents:

- Living things:



1-.....

2-.....

3-.....

Evaluation:

- Circle the living things:



H.w: workbook page: ()

- Write these words:

Living things

.....

.....

.....

.....

.....

.....

.....

.....

People

.....

.....

.....

.....

.....

.....

.....

.....

Plant

.....

.....

.....

.....

.....

.....

.....

.....

Animal

.....

.....

.....

.....

.....

.....

.....

.....

Lesson 2: Properties of living thing:

Lesson Contents:

- Living things can:

1-.....

2-.....




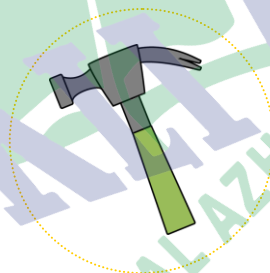
3-.....

4-.....

5-.....

Evaluation:

- Circle living things:



H.w: workbook page: ()

- Write these words:

Move

Eat

Grow

Drink

Breathe

Reproduce

Lesson 3: Non - Living thing.

Lesson Contents:

- Non Living things:

1-.....

2-.....

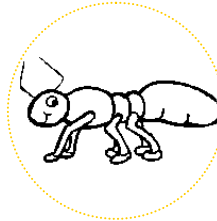
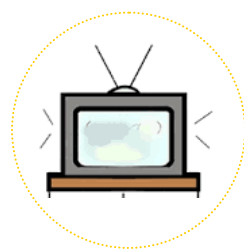

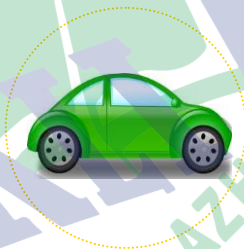

3-.....

4-.....

5-.....

Evaluation:

- Circle The picture of non living things:



H.w: workbook page: ()

- Write these words:

Non living thing

Eat

Drink

Breathe

Reproduce

Unit (2): Plants

Lesson 1: parts of plant:

Lesson Contents:

- Parts of a plant:

1-.....

2-.....

3-.....

4-.....

5-.....

Evaluation:

- Match:


1- Stem

2- Leaf

3- Roots

4- Flower

5- Fruits



H.w: workbook page: ()

- Write these words:

Parts

Leaf

Flower

Stem

Fruit

Roots

Lesson 2: Seeds:

Lesson Contents:

- Kinds of seeds:

1-.....

5-

2-.....

6-

3-.....

7-

4-.....

8-

Evaluation:

- Complete:



.....



.....



.....



.....

H.w: workbook page: ()

- Write these words:

Rice

Cotton

Coffee

Corn

Wheat

Soya beans

Lesson 3: Germination of seeds:

Lesson Contents:

1- Seeds need

2-Seeds need

3-Seeds need

Evaluation:

- Rearrange the steps of germination:



[....]



[....]



[....]



[....]



[....]

H.w: workbook page: ()

- Write these words:

Air

Seed

Germination

Soil

Grow

Water

Lesson 4: Vegetables:

Lesson Contents:

- Vegetables:

1-.....

5-.....

2-.....

6-.....

3-.....

7-.....

4-.....

8-.....

Evaluation:

- Complete:



[.....]

[.....]

[.....]

[.....]

H.w: workbook page: ()

- Write these words:

Pepper

.....

.....

.....

.....

.....

.....

Okra

.....

.....

.....

.....

.....

.....

Green beans

.....

.....

.....

.....

.....

.....

Lettuce

.....

.....

.....

.....

.....

.....

Cabbage

.....

.....

.....

.....

.....

.....

Carrots

.....

.....

.....

.....

.....

.....

Cucumber

.....

.....

.....

.....

.....

.....

Onions

.....

.....

.....

.....

.....

.....

Lesson 5: Fruit:

Lesson Contents:

- Fruits

1-

4-

2-

5-

3-

6-

Evaluation:

- Match:

1- Oranges



2- Water melon



3- Apples



4- Banana



H.w: workbook page: ()

- Write these words:

Lemon

Handwriting practice area for the word "Lemon" with five sets of dotted lines.

Banana

Handwriting practice area for the word "Banana" with five sets of dotted lines.

Grapes

Handwriting practice area for the word "Grapes" with five sets of dotted lines.

Oranges

Handwriting practice area for the word "Oranges" with five sets of dotted lines.

Apple

Handwriting practice area for the word "Apple" with five sets of dotted lines.

Pineapple

Handwriting practice area for the word "Pineapple" with five sets of dotted lines.

Watermelon

Handwriting practice area for the word "Watermelon" with five sets of dotted lines.

Strawberry

Handwriting practice area for the word "Strawberry" with five sets of dotted lines.

Lesson 6: parts we use:

Lesson Contents:

- We use trees to make:

1-.....

2-.....

3-.....

Evaluation:

- Match:

1- Medicine bottle



2- Cotton flower



3- Olive oil



H.w: workbook page: ()

- Write these words:

Cotton flower

.....
.....

.....
.....

.....
.....

.....
.....

Cotton clothes

.....
.....

.....
.....

.....
.....

.....
.....

Medicine planet

.....
.....

.....
.....

.....
.....

.....
.....

Olive oil

.....
.....

.....
.....

.....
.....

.....
.....

Cream

.....
.....

.....
.....

.....
.....

.....
.....

Medicine bottle

.....
.....

.....
.....

.....
.....

.....
.....

Date: -- / -- / ----

Final Revision

Mid Term

- Write three living organisms:

1-..... 2- 3-

- Fill the spaces with the suitable word:

stem

leaf







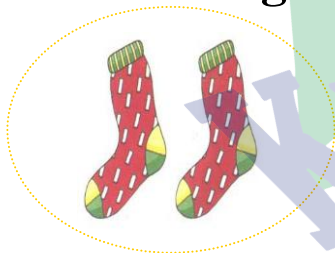
fruit

flower

root



- Circle living things:



Date: -- / -- / ----

- Write (A) for the animals.
- Write (P) for the plants.
- Write (P) for people.



.....



.....



.....



.....



.....




.....



.....






.....







.....

-
- Color the living organisms:



Date: -- / -- / ----

- Put a circle around the fruits.



Date: -- / -- / ----

- **Match:**

Lemon


Banana

Grapes

Pumpkin

Pineapple

Cherries



- **Circle what we made from plants:**



Unit (3): Planet earth:

Lesson 1: Planet earth:

Lesson Contents:

- 1- Earth is the only planet that has a
- 2- Earth is mostly covered with
- 3- Earth has one natural

Evaluation:

- Put (✓) or (x):

1-Earth is mostly covered with water. ()

H.w: workbook page: ()

- Write these words:

Planet earth

.....

.....

.....

.....

.....

.....

.....

.....

Moon

.....

.....

.....

.....

.....

.....

.....

.....

Sun

.....

.....

.....

.....

.....

.....

.....

.....

Lesson 2: Environments:

Lesson Contents:

- Kinds of environments:

1-.....


2-.....

3-.....

Evaluation:

- Match:


1-Desert land



2-Water world



3-Grass land



H.w: workbook page: ()

- Write these words:

Grassland

.....

.....

.....

.....

.....

.....

.....

.....

Desert land

.....

.....

.....

.....

.....

.....

.....

.....

Water land

.....

.....

.....

.....

.....

.....

.....

.....

Environment

.....

.....

.....

.....

.....

.....

.....

.....

Date: -- / -- / ----

Quiz (1)



Date: -- / -- / ----

Quiz (2)



Date: -- / -- / ----

Quiz (3)



Date: -- / -- / ----

Quiz (4)



Date: -- / -- / ----

Quiz (5)




Date: -- / -- / ----

Final Revision

First Term


■ Put (√) on living organisms and (x) on unliving things:



()



()



()



()



()



()



()






()



()

Date: -- / -- / ----

- **Color plants with (green) and animals with (red) and people with (yellow):**


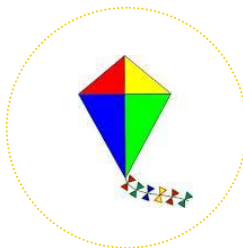




- **Choose the correct answer:**

1- Plant is (living organism – unliving thing)

2- Animal (can eat – can not eat)

- **Circle the living organism:**




Date: -- / -- / ----

▪ **Choose the correct answer and write the name of the picture:**



(.....)

(Living organism – un living thing)




(.....)

(Living organism – un living thing)



(.....)

(Living organism – un living thing)



(.....)


(Living organism – un living thing)

▪ **Match:**

1-Animal



2-People



3-Plant



Date: -- / -- / ----

- **Write the name of each part from the parts of plant:**



Date: -- / -- / ----

■ **Put the right environment letter under the pictures:**


Grassland (G)

Desert land (D)

Water world (W)



()



()



()



()



()



()